



ORIGINAL FILTERS

www.andreaefilters.com

AEREM[®]
TO FILTER & PROTECT

Produced by Aerem
www.aerem.com

Summary

1	History	4-5
---	---------	-----

2	Technology	6-7
---	------------	-----

3	Products	8-17
---	----------	------



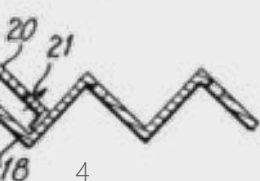
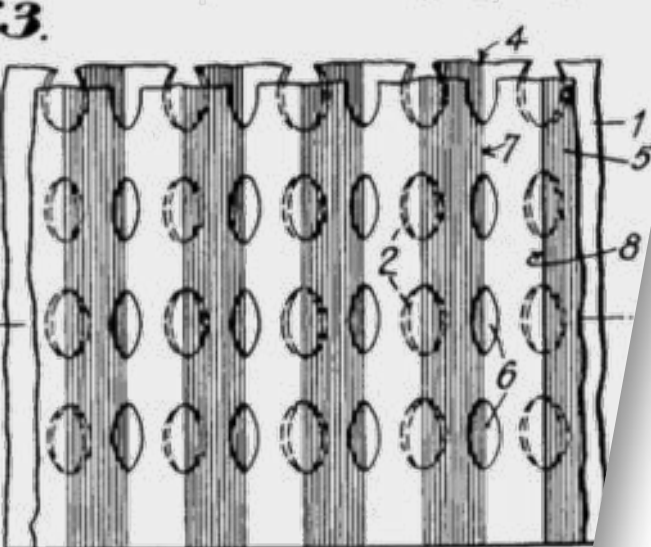
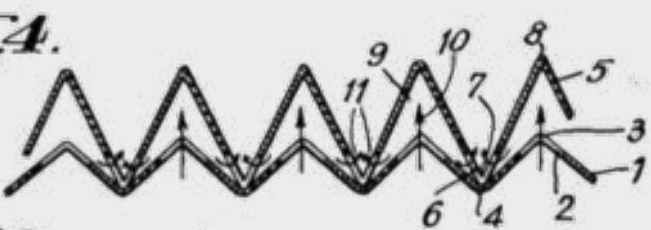
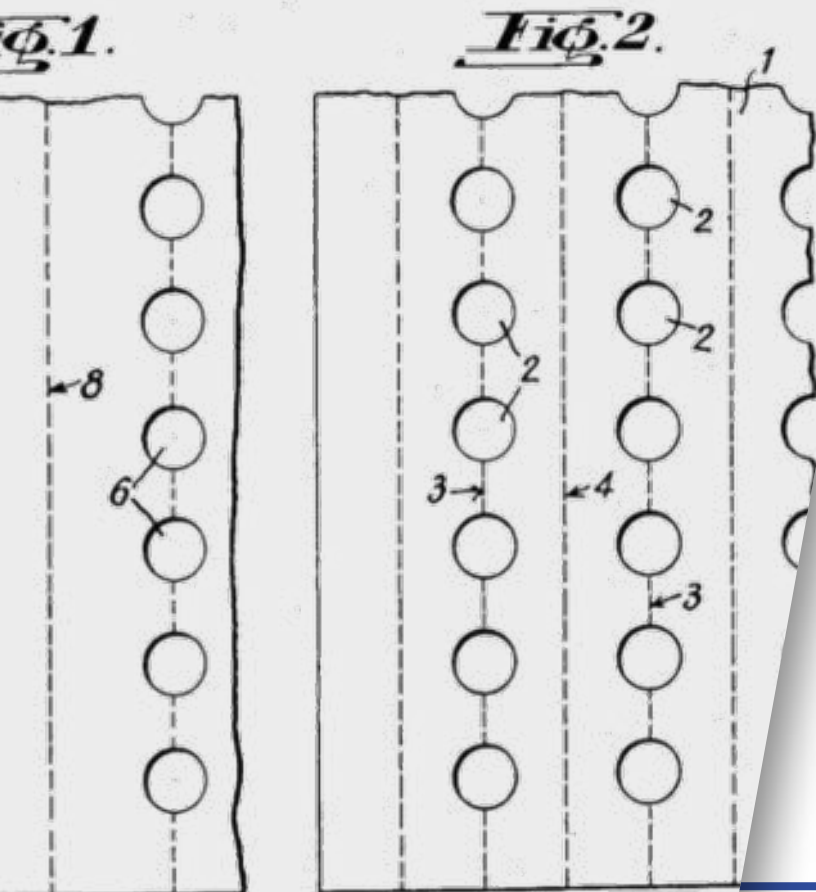
4	Installation	18-21
---	--------------	-------

<i>Channel Frame Installation</i>	<i>18</i>
-----------------------------------	-----------

<i>Exhaust frame construction</i>	<i>19</i>
-----------------------------------	-----------

<i>The Pad Frame Installation</i>	<i>20</i>
-----------------------------------	-----------

<i>The pad filter support Installation</i>	<i>21</i>
--	-----------



ERH
BY

Mr. Erhard Charles Andreae, 55 years old, an independent mechanical engineer in the field of surface treatment for 25 years, patents a particle filter for paint booths, collapsible, disposable, made of cardboard and operating on the principle of inertia separation.

Andreae Filters is founded. The manufacture is done by hand in a garage with a worker at a rate of 6 m² per day. E-C. Andreae sells door to door in Switzerland.

1963



Mr. Robert Andreae purchases Andreae Filters. The production tool of Andreae Filters is modernized and the internal organization improved.

1984-1986

Extension of the Andreae Standard and HE+ filter range with the introduction of a high capacity filter (HC) and a high productivity filter (HP).

Installation of an Andreae production line in Ardmore.

1997



Andreae Filters becomes an AEREM brand.

2019



1967

The Binks Manufacturing Company (Binks), a US and World No. 1 paint booth manufacturer, buys Bullows Ltd. UK and is interested in the Andreae filter.

Exclusivity is granted to Binks for all of its subsidiaries around the world, which will give Andreae filters a lot of notoriety as Binks starts producing a line of spray booths under the "Binks-Andreae" brand.



1989-1990

Andreae Filters patents a high efficiency filter (HE+).

Acquisition of the customers and production lines of 2 copiers, in Denmark and Sweden who are granted with exclusivity for Denmark and Sweden respectively.

2013

The invention of the «Andreae» filter and the company celebrate their 50th birthday.



Separation by Inertia How does it work?

Filtration is not restricted to capturing particles with a succession of wider to smaller meshed apertures. Our ingenious filters use another principle: separation by inertia.

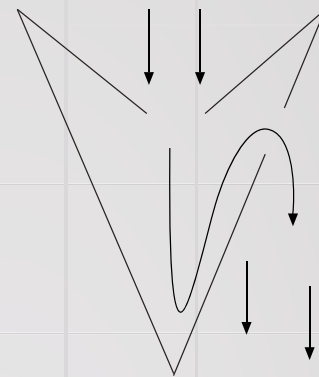
The migration phenomenon is common when slow-drying coatings are used in combination with mesh or fiberglass filters. This happens when the airflow pulls out particles previously trapped in the mesh or fiberglass. Consequently, the once deposited particles will again migrate throughout the system. However, with the Andreae Filter Separation by Inertia principle, the paint particles stay trapped in the retention pocket outside of the airstream.

Airflow loaded with paint particles (overspray) will suffer several radical changes in direction. These paint particles, heavier than air, follow tangent trajectories within the airflow. Thus paint particles will accumulate in the retention pockets, outside of the air stream, allowing the airflow to exit the filter virtually free of any overspray. As a result, our renowned high holding capacity filters hold up to 5 times more than common mesh filters.

Consequently, the static pressure within the booth increases slowly. This has two main advantages; the spray booth stays cleaner longer and the airflow around the coated parts stays uniform throughout the life of the filters.

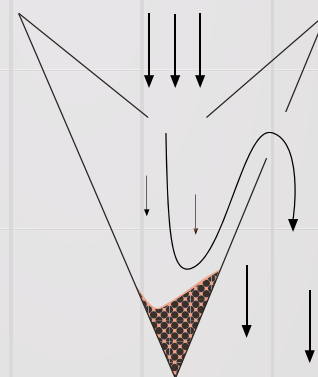
1 Airflow

Airflow enters the retention pockets and travels all the way through the twists and turns of the unique design of our accordion filter.



2 Overspray

The paint particles which are heavier than air, follow tangent trajectories within the airflow and gradually accumulate in the retention pockets outside of the airflow. This eliminates the migration phenomenon inherent to fiberglass and mesh type filters.










3 Paint deposit

The paint deposits accumulate in voluminous retention pockets, as well as on the side and front of the filter.

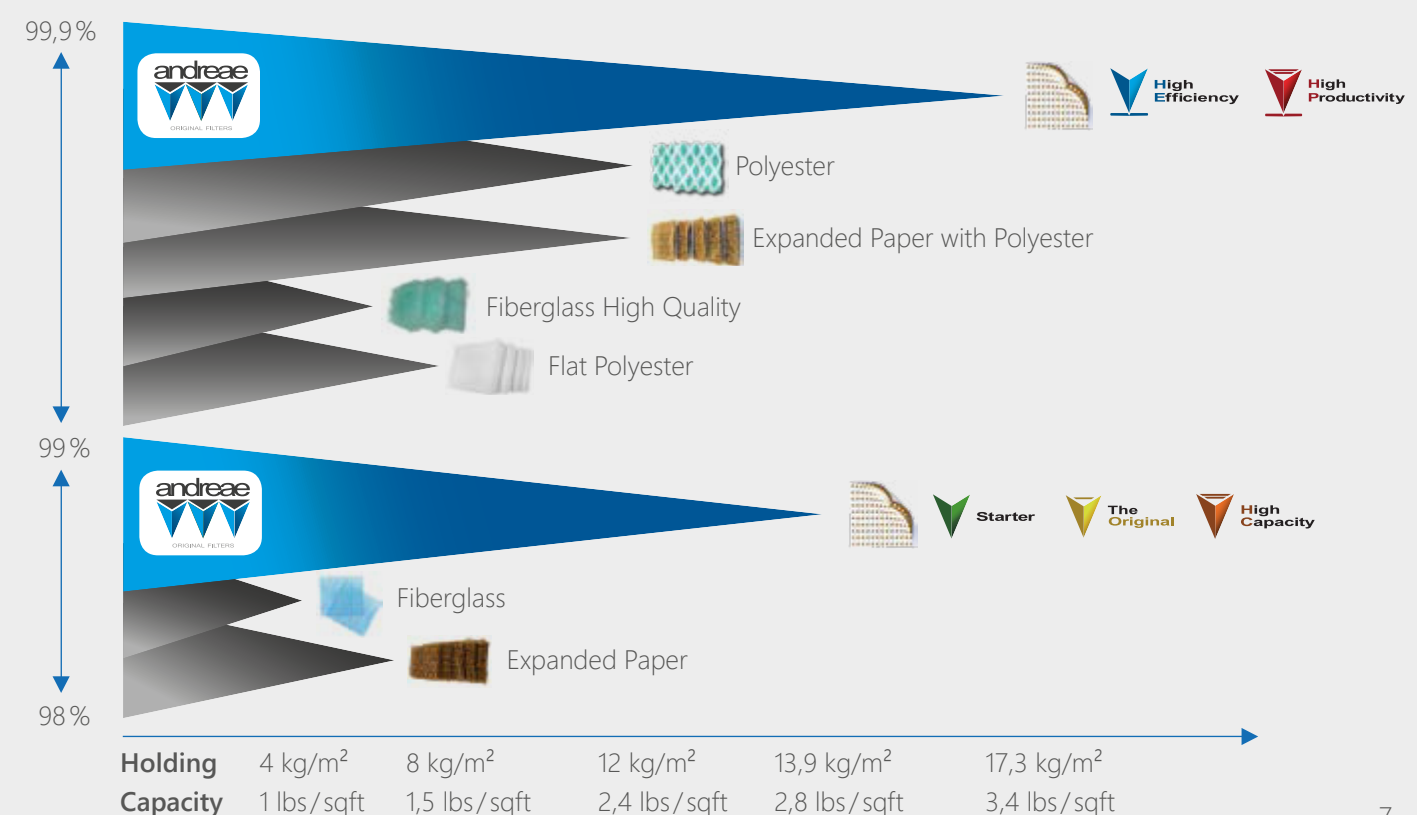


Why choose Andreae Filters?



							
Cost/Rendement	Best	Moderate	Moderate	Low	Low	Low	High
Holding Capacity	Best	High	Low	Low	Low	Moderate	High
Easy Storage	✓	✗	✗	✗	✗	✗	✗
Environmental friendly	✓	✓	✓	✗	✗	✓	✓
Healthy	✓	✓	✓	✗	✗	✓	✓

Filtration Efficiency %



Which Filter is the Best
for your Application ?

	Adhesives	Air-dry enamels	Air-dry primers	Asphalts	Back-dry enamels	Clear coats	Epoxies	Fiberglass	Frit	Gel Coat	High solid enamels	Nitrocellulose Lacquers	Sealers	Stains	Tar-like coatings	Teflon	Urethanes	Vinyls
Starter	▼	▼▼	▼▼	▼▼	▼▼	▼▼	▼▼	▼▼▼	▼▼▼	▼▼▼	▼▼		▼▼	▼▼▼	▼▼	▼▼	▼▼	▼▼
The Original	▼▼	▼▼▼	▼▼▼	▼▼	▼▼	▼▼	▼▼	▼▼▼	▼▼▼	▼▼▼	▼▼		▼▼▼	▼▼▼	▼▼	▼▼	▼▼	▼▼
High Capacity	▼▼	▼▼▼	▼▼▼	▼▼	▼▼	▼▼	▼▼	▼▼▼	▼▼▼	▼▼▼	▼▼		▼▼▼	▼▼▼	▼▼	▼▼	▼▼	▼▼
High Efficiency	▼▼▼	▼▼▼	▼▼	▼▼	▼▼▼	▼▼	▼▼▼	▼▼	▼▼	▼▼	▼▼▼	▼▼	▼▼	▼▼	▼▼▼	▼▼▼	▼▼▼	▼▼▼
High Holding	▼▼▼	▼▼▼	▼▼▼	▼▼▼	▼▼▼	▼▼	▼▼▼	▼▼▼	▼▼▼	▼▼▼	▼▼		▼▼	▼▼	▼▼▼	▼▼▼	▼▼▼	▼▼▼
High Productivity	▼▼▼	▼▼▼	▼▼▼	▼▼▼	▼▼	▼▼▼	▼▼▼	▼▼▼	▼▼▼	▼▼▼	▼▼		▼▼	▼▼▼	▼▼▼	▼▼▼	▼▼▼	▼▼▼



Andreae Design

The Andreae Starter is a low intensity filter intended for least demanding spray booth operations. Developed with the same expectation level as the Original Andreae filters, the Starter is made with 2 layers of "kraft" paper, punched, pleated and glued together. This product is ideal for a casual use of the spray booth and a great way to start with the Andreae filters range.

Performances

Load	Efficiency	
▼▼▼▼▼▼	▼▼▼▼▼▼	lacquers
▼▼▼▼▼▼	▼▼▼▼▼▼	High solids
▼▼▼▼▼▼	▼▼▼▼▼▼	Polyester Bi-Components

Load [kg/m²] [lbs/sqft]

Lacquers	High Solids	Polyester
10kg/m²	12kg/m²	13kg/m²
2lbs/sqft	2,4lbs/sqft	2,5lbs/sqft

Efficiency [%]

Lacquers	High Solids	Polyester
93.10 %	98.20 %	97.80 %

Recommended Air Velocity:

0.5 to 1 m/s

Pressure drop at/by:

0.5 m/s	0.75 m/s	1.0 m/s
20 pa	30 pa	40 pa

Max. recommended pressure drop:

128 pa (possible up to 256)



Rigid Structure



Extension Limiter



Reference Filter

Since over 50 years now, the Andreae Original has been the reference filter on the market. It remains the most universal and common filter in use. Our Original is made with 2 layers of heavy "kraft" paper, punched, pleated and glued together with 2 built-in extension limiters. Thanks to these limiters, the maximum load capacity is guaranteed. The Original is the filter for all paint types.

Performances

Load	Efficiency	
▼▼▼▼▼▼	▼▼▼▼▼▼	lacquers
▼▼▼▼▼▼	▼▼▼▼▼▼	High solids
▼▼▼▼▼▼	▼▼▼▼▼▼	Polyester Bi-Components

Load [kg/m²] [lbs/sqft]

Lacquers	High Solids	Polyester
10kg/m²	12kg/m²	13kg/m²
2lbs/sqft	2,4lbs/sqft	2,5lbs/sqft

Efficiency [%]

Lacquers	High Solids	Polyester
93.10 %	98.20 %	97.80 %

Recommended Air Velocity:

0.5 to 1 m/s

Pressure drop at/by:

0.5 m/s	0.75 m/s	1.0 m/s
20 pa	30 pa	40 pa

Max. recommended pressure drop:

128 pa (possible up to 256)



Rigid Structure



Capacity Strips



High Capacity

The Andreae HC Original Filter has a loading capacity up to 5 times higher than any other filter type on the market. Its unique structure allows for more paint deposit areas and a more even and in depth paint loading. The HC is made with 2 layers of heavy "kraft" paper, punched, pleated and glued together with additional large paper strips on the front to offer a higher load capacity.

Performances

Load Efficiency

▼▼▼▼▼▼ ▼▼▼▼▼▼ lacquers

▼▼▼▼▼▼ ▼▼▼▼▼▼ High solids

▼▼▼▼▼▼ ▼▼▼▼▼▼ Polyester Bi-Components

Load [kg/m²] [lbs/sqft]

Lacquers	High Solids	Polyester
13,7kg/m²	14,7kg/m²	13,9kg/m²
2,7lbs/sqft	2,9lbs/sqft	2,8lbs/sqft

Efficiency [%]

Lacquers	High Solids	Polyester
93.90 %	98.30 %	98.20 %

Recommended Air Velocity:

0.5 to 1 m/s

Pressure drop at/by:

0.5 m/s	0.75 m/s	1.0 m/s
21 pa	32 pa	42 pa

Max. recommended pressure drop:

128 pa (possible up to 256)



High
Efficiency



Rigid Structure



Polyester Layer



High Efficiency

The Andreae HE Original Filter will bring a filtration efficiency near 100% while keeping the high loading capacity of the Andreae Original filter. The HE is made with 2 layers of heavy "kraft" paper, punched, pleated and glued together completed with a polyester layer on its back increasing its filtration efficiency.

Performances

Load Efficiency

▼▼▼▼▼▼ ▼▼▼▼▼▼ lacquers

▼▼▼▼▼▼ ▼▼▼▼▼▼ High solids

▼▼▼▼▼▼ ▼▼▼▼▼▼ Polyester Bi-Components

Load [kg/m²] [lbs/sqft]

Lacquers	High Solids	Polyester
9kg/m²	12,2kg/m²	14,7kg/m²
1,85lbs/sqft	2,4lbs/sqft	2,9lbs/sqft

Efficiency [%]

Lacquers	High Solids	Polyester
97.90 %	99 %	99.40 %

Recommended Air Velocity:

0.5 to 1 m/s

Pressure drop at/by:

0.5 m/s	0.75 m/s	1.0 m/s
21 pa	32 pa	42 pa

Max. recommended pressure drop:

128 pa (possible up to 256)



Rigid Structure



Fiberglass Layer



Efficiency

The Andreae HH Original filter has a higher filtration efficiency while keeping low airflow resistance. This means the filter lasts longer, ensuring a reduction in maintenance costs. The HH is made out of 2 layers of heavy “kraft” paper punched, pleated and glued together, completed with a fiberglass layer increasing both the filter’s holding capacity and filtration efficiency.



Performances

Load Efficiency

▼▼▼▼▼ ▼▼▼▼▼ lacquers

▼▼▼▼▼ ▼▼▼▼▼ High solids

▼▼▼▼▼ ▼▼▼▼▼ Polyester Bi-Components

Load [kg/m²] [lbs/sqft]

Lacquers	High Solids	Polyester
11kg/m² 2,2lbs/sqft	13kg/m² 4,7lbs/sqft	15kg/m² 5,4lbs/sqft

Efficiency [%]

Lacquers	High Solids	Polyester
97 %	98.50 %	98.50 %

Recommended Air Velocity:

0.5 to 1 m/s

Pressure drop at/by:

0.5 m/s	0.75 m/s	1.0 m/s
20 pa	30 pa	40 pa

Max. recommended pressure drop:

128 pa (possible up to 256)



High
Productivity



Rigid Structure



Capacity Strips



Top Capacity



Polyester Layer



Top Efficiency

The Andreae HP Original filter combines the performances of the High Capacity and the High Efficiency filters. The HP is made with 2 layers of heavy “kraft” paper punched, pleated and glued together, completed with a polyester layer and additional large paper strips. It is the best-in-class choice for demanding spray booth operations.



Performances

Load Efficiency

▼▼▼▼▼ ▼▼▼▼▼ lacquers

▼▼▼▼▼ ▼▼▼▼▼ High solids

▼▼▼▼▼ ▼▼▼▼▼ Polyester Bi-Components

Load [kg/m²] [lbs/sqft]

Lacquers	High Solids	Polyester
13,7kg/m² 2,7lbs/sqft	16,2kg/m² 3,2lbs/sqft	17,3kg/m² 3,4lbs/sqft

Efficiency [%]

Lacquers	High Solids	Polyester
98.50 %	98.80 %	99.70 %

Recommended Air Velocity:

0.5 to 1 m/s

Pressure drop at/by:

0.5 m/s	0.75 m/s	1.0 m/s
21 pa	32 pa	42 pa

Max. recommended pressure drop:

128 pa (possible up to 256)

Which Filter
is available in
your region?



		Height		Length		Surface		
		Model	cm	inch	m	feet	m ²	sqft
Brown		AF101	100	40	10	32' 6"	10	108
		AF701	75	29 1/2	13,5	43' 9"	10	108
		AF801	90	36	9,24	30	8,35	90
		AF901	90	36	11,20	36' 1/2"	10	108
White		AF103	100	40	10	32' 6"	10	108
		AF703	75	29 1/2	13,5	43' 9"	10	108
		AF803	90	36	9,24	30	8,35	90
		AF903	90	36	11,20	36' 1/2"	10	108
Ignifuge		AF102	100	40	10	32' 6"	10	108
		AF702	75	29 1/2	13,5	43' 9"	10	108
		AF802	90	36	9,24	30	8,35	90
		AF902	90	36	9,144	30	10	108
Brown		AF111	100	40	10	32' 6"	10	108
		AF711	75	29 1/2	13,5	43' 9"	10	108
		AF811	90	36	9,24	30	8,35	90
		AF911	90	36	11,15	36' 1/2"	10	108
White		AF113	100	40	10	32' 6"	10	108
		AF713	75	29 1/2	13,5	43' 9"	10	108
		AF813	90	36	9,24	30	8,35	90
		AF913	90	36	11,15	36' 1/2"	10	108
		Pads: AF213	50	20	50cm	20"	0,25	2,8
		Pads: AF413	50	20	63cm	25"	0,3	3,5
Ignifuge		AF112	100	40	10	32' 6"	10	108
		AF712	75	29 1/2	13,5	43' 9"	10	108
		AF812	90	36	9,24	30	8,35	90
		AF912	90	36	11,15	36' 1/2"	10	108
Brown		AF121	100	40	8	26' 1/4"	8	86
		AF721	75	29 1/2"	10,75	35' 1/4"	8	86
		AF921	90	36	9,14	30	8,35	90
		AF123	100	40	8	26' 1/4"	8	86
White		AF723	75	29 1/2"	10,75	35' 1/4"	8	86
		AF923	90	36	9,14	30	8,35	90
		Pads: AF223	50	20	50cm	20"	0,25	2,8
		Pads: AF423	50	20	63cm	25"	0,3	3,5
White		AF133	100	40	8	26' 1/4"	8	86
		AF733	75	29 1/2"	10,75	35' 1/4"	8	86
		AF933	90	36	9,14	30	8,35	90
White		AF143	100	40	8	26' 1/4"	8	86
		AF743	75	29 1/2"	10,75	35' 1/4"	8	86
		AF943	90	36	9,14	30	8,35	90
White		AF153	100	40	8	26' 1/4"	8	86
		AF753	75	29 1/2"	10,75	35' 1/4"	8	86
		AF953	90	36	9,14	30	8,35	90

		Model	Eastern Europe	Western Europe	North America	South America	Apac/mea
Brown	AF101	▼	▼		▼	▼	
	AF701	▼	▼		▼		
	AF801	▼	▼		▼	▼	
	AF901	▼	▼		▼	▼	
White	AF103	▼	▼		▼	▼	
	AF703	▼	▼		▼		
	AF803	▼	▼		▼	▼	
	AF903	▼	▼		▼	▼	
Ignifuge	AF102		▼		▼	▼	
	AF702		▼		▼	▼	
	AF802		▼		▼	▼	
	AF902		▼		▼	▼	
Filters per Pallet		60	60		60		60
Brown	AF111	▼	▼		▼	▼	
	AF711	▼	▼		▼	▼	
	AF811	▼	▼		▼	▼	
	AF911	▼	▼		▼	▼	
White	AF113	▼	▼	▼	▼	▼	▼
	AF713	▼	▼		▼	▼	
	AF813	▼	▼	▼	▼	▼	▼
	AF913	▼	▼		▼	▼	▼
	Pads: AF213		▼	▼	▼	▼	▼
	Pads: AF413		▼	▼	▼	▼	▼
Ignifuge	AF112		▼		▼	▼	
	AF712		▼		▼	▼	
	AF812		▼		▼	▼	
	AF912		▼		▼	▼	
Filters per Pallet		60	60	60/56	60		60 (pads: 56)
Brown	AF121	▼	▼		▼	▼	
	AF721	▼	▼		▼	▼	
	AF921	▼	▼		▼	▼	
White	AF123	▼	▼	▼	▼	▼	▼
	AF723	▼	▼		▼	▼	
	AF923	▼	▼	▼	▼	▼	▼
	Pads: AF223		▼	▼	▼	▼	▼
Filters per Pallet		56	56	56	56		56
White	AF133	▼	▼	▼	▼	▼	▼
	AF733	▼	▼		▼	▼	
	AF933	▼	▼	▼	▼	▼	▼
Filters per Pallet		60	60	60	60		60
White	AF143	▼	▼	▼	▼	▼	▼
	AF743	▼	▼		▼	▼	
	AF943	▼	▼	▼	▼	▼	▼
Filters per Pallet		60		56	56		56
White	AF153	▼	▼	▼	▼	▼	▼
	AF753	▼	▼		▼	▼	
	AF953	▼	▼	▼	▼	▼	▼
Filters per Pallet		52		56			52

Channel Frame Installation



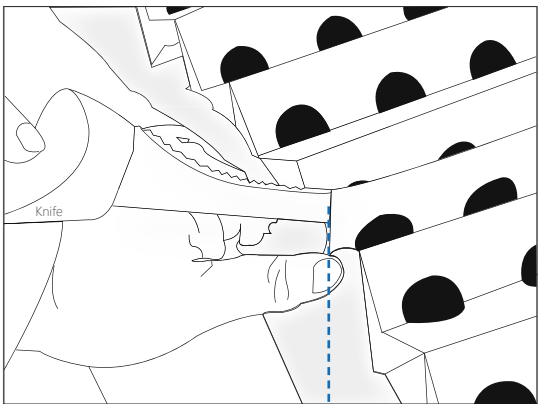
- Cut filter length to fit frame opening:**

Count marks to length the frame opening and cut. (i.e. 10 ft wide frame opening, count 10 marks and cut on the 10th mark; i.e. 3m wide frame opening, count 9 marks and 6 pleats, then cut).

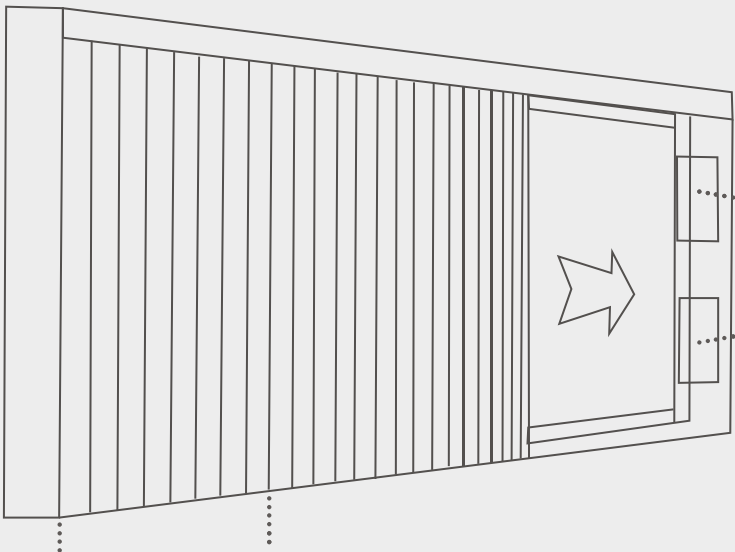
To cut, slide knife under pleat (and polyester if cutting the HE). After knife is in position, firmly grasp the filter and lift knife.
- Gather filter:**

Gather filter into a tight accordion for easy transport. Slide filter into frame, white side facing toward spray gun. Release.
- Tuck first and last pleats:**

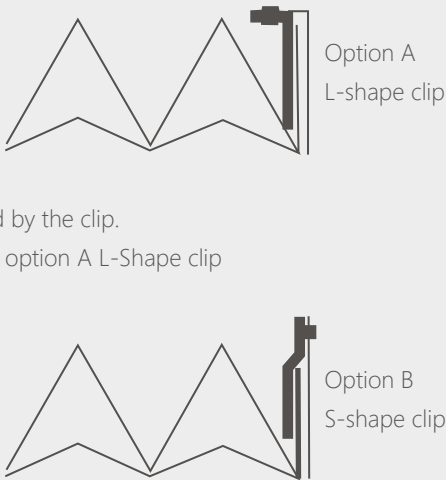
Behind clips on each end of exhaust frame.



You will cut through two paper layers (plus synthetic material in the High range). Pinch the pleats on either side beneath the knife for additional control while cutting.



8 pleats/foot
26 pleats/meter



Do not over-extend the filter.
Over-extension reduces arrestance efficiency and filter life.

Exhaust frame construction

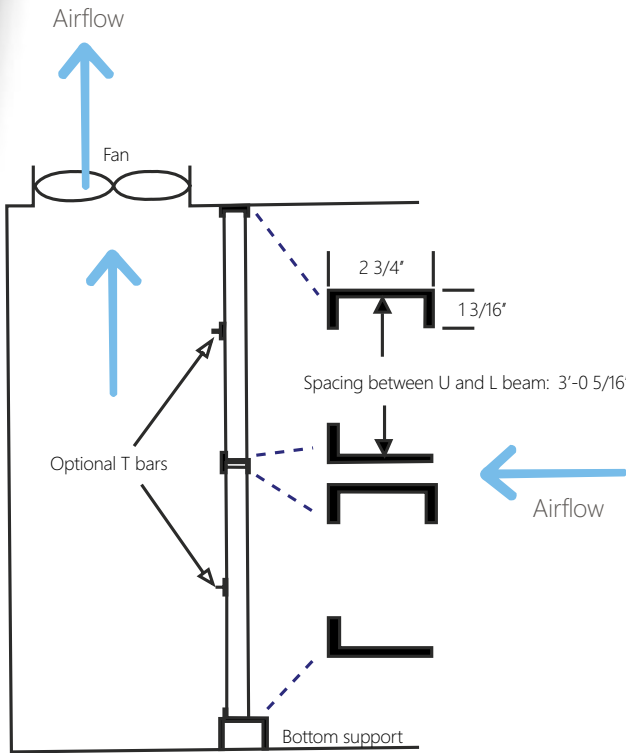


Three simple elements constitute the Andreae Filter frame:

- An L-shaped** channel is positioned at the side and bottom of the frame to create the filter stand support.

Dimensions:
Outside height 1 1/2 (3,81 cm) width 3" (7,62 cm), Length as required. Inside 2 13/16" (7,14 cm)
- The side clips** secure the first and last filter pleat in place and seal the exhaust wall
- A U-shaped** channel is positioned upside down to create the upper part of the frame. This seals the top of the filter and prevents the filter from falling forward when the ventilation is turned off.

Dimensions:
Outside height 1 1/2 (3,81 cm) width 3" (7,62 cm), Length as required. Inside width 2 5/8" (6,66 cm)



Andreae Filters are held in place by an inverted U-beam on top and an L-beam on bottom. If the booth has several rows of filters, each row is installed on top of the adjoining beam.

The inner dimensions between the U and L beams must be sized ~0.2" more than the actual filter height to allow room for the filter to slide into the frame.


The Pad Frame Installation



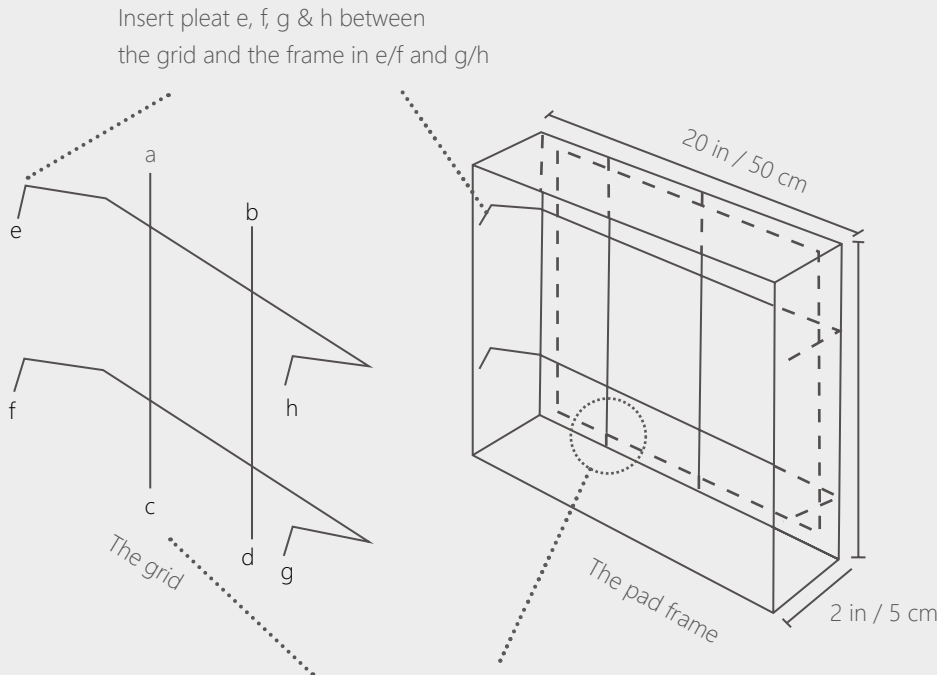
Andreae Wire Supports is necessary for the installation of Andreae pad size filters: 20 x 20 inch and 20 x 25 inch (50 x 50 cm and 50 x 63.5 cm).

An initial adjustment of the wire supports is required for proper fit. Over bend wires to allow 1/8 in (0.32 cm) gap between wire support arm and frame wall.

The pad is already cut



Example of 20 x 20 inch (50 x 50 cm) pad (14 pleats)



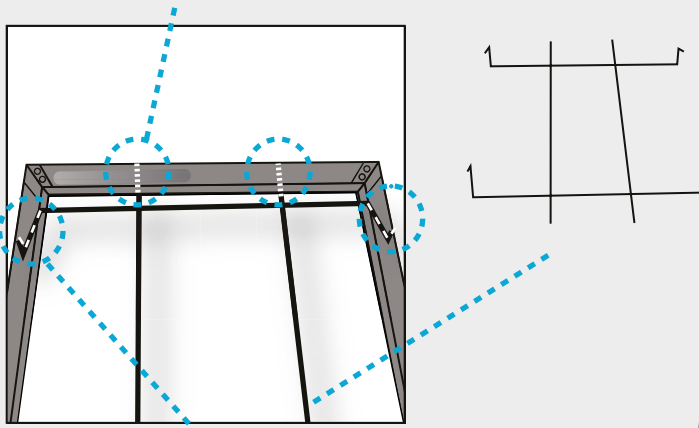
One time installation

If you are changing from other media, we will provide Andreae Filter Supports free of charge.

The pad filter support Installation

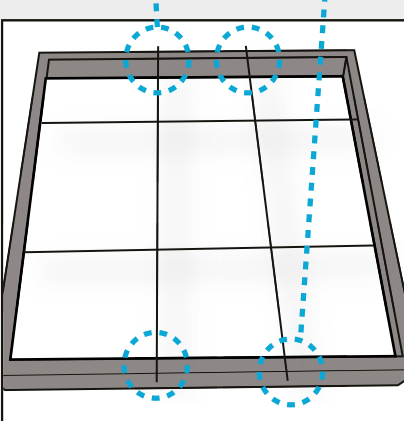


Front view cell frame
Straight tines behind the filter frame

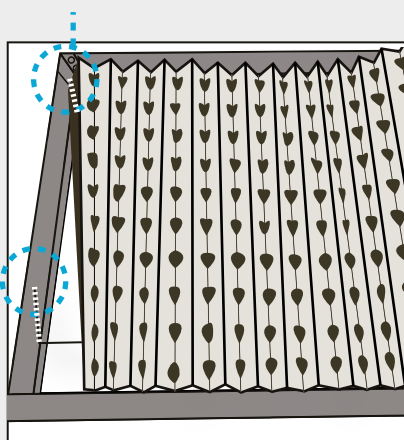


Wire support grid into filter frame

Back view cell frame
Four straight tines positioned behind the filter frame



Front view cell frame
Filter is held between the bent tines and the filter frame.



- ① Insert two straight tines behind the filter frame. (Frame shown depicts a cell opening in an existing spray booth exhaust bank.) The straight tines must run vertically in order to be able to extend properly the Andreae Filter from side to side.

You may insert either the top or bottom pair, it does not matter which end is inserted first.

- ② Push the wire support grid into filter frame, sliding grid up or down so that the remaining two straight tines can also be positioned behind the filter frame.

- ③ Once all four straight tines are behind the frame, slide the support to center it within the frame. It is not necessary to position the support perfectly.

Rear view of filter frame showing all four straight tines positioned behind the filter frame. These may overhang the frame more on one end or the other, depending on how well the support is centered within the frame.

It is not necessary to perfectly center the wire support.

- ④ Secure Andreae Filter within frame: tuck first rear pleat of the filter between bent tines and filter frame.

The tines will puncture the polyester backing of the filter when installing the Andreae High Efficiency Filter, but this does not affect the filter's performance.

AEREM[®]

TO FILTER & PROTECT

OUR MISSION

AEREM focuses on its customers and partners needs in the finishing industry. Every relationship is a privileged partnership based on professionalism, dialog and trust. Delivering the best service with performant, environmentally friendly quality products easy to dispose of is our commitment since 1963.

Our mission is to develop, manufacture and supply high performant filtration and protection products for spray booths that aim to keep a clean and safe working environment while enhancing the spray booths productivity.

OUR VISION

AEREMs ambition is to affirm its position by becoming an international multi-brand company focused on the global finishing industry with a wide variety of renowned and innovative filtration and protection products.

OUR VALUES

AEREM is above all a work of men and women united around the world for the success of the Group.
They all share the same values in a solidarity and caring climate.



ENVIRONMENT

Protecting the environment is the responsibility of everyone. AEREM uses recycled raw materials in all of its products. Our sharply tuned and performant production processes results in low waste and low energy consumption.



CUSTOMER CARE

Because all our customers are important, our priority is to support them in their projects, build and maintain a long-term partnership to be able to bring the answers adapted to each need. Over 900 distributors around the world trust us.



PROTECTION

We seriously consider the need to protect the operator and provide a secure working environment through our products and services. This is why our filters are free of polluting or toxic products. They can be stored, handled and incinerated or landfilled safely.



MULTICULTURALISM

Aerem is a selfie of multiculturalism and diversity. Our teams are made of men and women of different languages, cultures and origins. It is in this spirit of openness and diversity that we seek to build a partnership with you.



RESPECT & INTEGRITY

We treat others with respect and comply with all internal and external norms and regulations. We strive to always act with transparency and honesty.

Please, visit the toolbox section on our website for all your technical questions:

www.andreaefilters.com

AEREM LOCATIONS WORLDWIDE



AMERICAS



CANADA

5000 Rue Hickmore
Saint-Laurent, QC H4T 1K6
Tel: +1 514-375-7100
Customers.ame@aerem.com



USA

422 2nd Ave NW
Ardmore, OK 73401
Tel: +1 866 263 7323
Customers.ame@aerem.com

EUROPE



SWITZERLAND

Rue du Jeu de L'Arc 15
CH - 1207 Genève
Tel: +41 21 869 93 63
Customers.eur@aerem.com



POLAND

ul. Lubczyńska 6 F
PL - 70-895 Szczecin
Tel: +48 91 884 90 00
Customers.eur@aerem.com

ASIA-PACIFIC



SINGAPORE

22 Gemmill Lane #03-01
Singapore 069257
Tel : +65 6922 7800
Customers.api@aerem.com



HONG-KONG

20th Floor, Euro Trade Center
21-23 Des Voeux Road Central
Tel: +852 2824 8156
Customers.api@aerem.com

AEREM[®]
TO FILTER & PROTECT

www.aerem.com

Follow us on

